

Maximize your glaucoma workflow with ZEISS SLT.



ZEISS VISULAS green



www.zeiss.com/visulasgreen

Seeing beyond

An efficient glaucoma treatment experience

integrated into the ZEISS Glaucoma Workflow.

Maximize your glaucoma workflow with the ZEISS Selective Laser Trabeculoplasty (SLT) application for the VISULAS® green therapeutic laser from ZEISS¹. Based on the selective photothermolysis effect, ZEISS SLT is a safe and effective therapy for lowering the intraocular pressure within the treatment of primary open-angle glaucoma. The intuitive operation of the ZEISS VISULAS green laser and the premium image quality of ZEISS laser slit lamps enables a fast and comfortable procedure for both you and your patients.

- ✓ **Workflow integration and digital documentation**
- ✓ **Safe and effective primary open-angle glaucoma therapy**
- ✓ **Comfortable and intuitive operation**



Workflow integration and digital documentation

for optimized pre- and post-operative evaluation.

The convenient integration of ZEISS VISULAS green and SLT into the ZEISS Glaucoma Workflow provides high levels of flexibility and efficiency – from beginning to end. Review your patient's data prior to exam and treatment, perform SLT, then have the ability to review all information in one place post treatment thanks to connectivity to the FORUM® data management solution from ZEISS².

Your diagnostic data and laser treatment reports can be viewed side by side for optimized pre- and post-operative evaluation – directly at your VISULAS workstation or from any location within your clinic. What's more, you can record images and videos with the optional camera system and then add them to the patient record. With our fully integrated data management solution, you can experience paperless treatment documentation and increase your workflow efficiency.

Review a patient's diagnostic data and laser treatment reports directly at your VISULAS workstation.



Scan the QR code and discover the ZEISS Glaucoma Workflow.

¹ In combination with ZEISS LSL green comfort laser slit lamp

² Connectivity to ZEISS FORUM requires an optional license

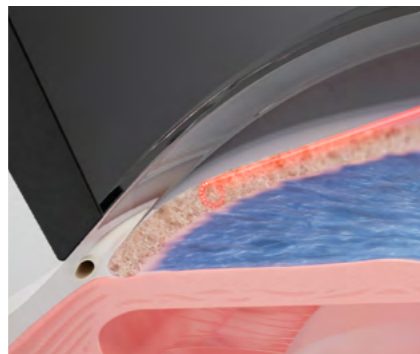
Safe and effective primary open-angle glaucoma therapy for lowering intraocular pressure.

ZEISS Selective Laser Trabeculoplasty (SLT) is based on the photothermolysis effect, resulting in the effective lowering of the intraocular pressure. The short pulses only interact with the melanin-containing trabecular meshwork cells, leading to intraocular pressure lowering.




Simplified titration process

The selection of laser energy is based on the pigmentation of the patient's trabecular meshwork. With ZEISS VISULAS green laser technology, no cavitation bubbles are visible and the titration process is simplified. This saves time and reduces unnecessary energy delivery to the patient's eye.



Unobstructed view of the trabecular meshwork

The rotating aiming beam enables accurate positioning of the laser and improves visibility of the trabecular meshwork during treatment.

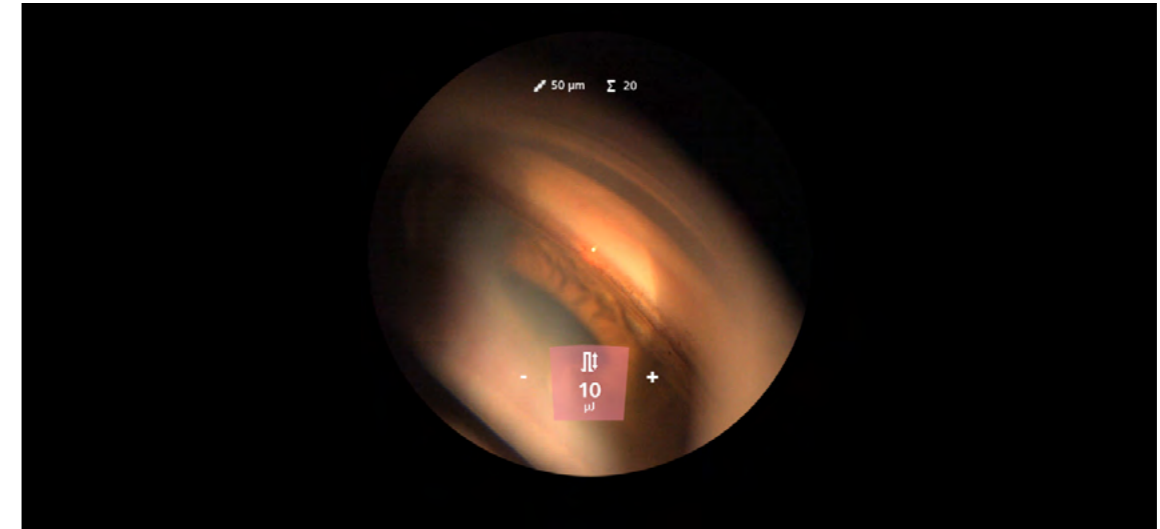


Higher homogeneity of laser energy distribution

Every ZEISS SLT laser application with a total diameter of 400 µm consists of 52 squared spots. The squared spot shape ensures a higher homogeneity of the laser energy distribution.

Comfortable and intuitive operation to fully focus on your patient.

ZEISS VISULAS green is designed for a comfortable and intuitive operation that facilitates your daily clinical routine. The compact and modern laser workplace reduces equipment-related distraction and allows you to fully focus on your patient.



Maintain your focus

The integrated InsightView display shows all relevant treatment parameters in the eyepiece of the ZEISS laser slit lamp, improving your ability to maintain focus on your therapy session and your patient.



Enhance your control

The TouchControl center switch allows you to change important treatment parameters during laser therapy sessions directly on the laser slit lamp: one-hand focusing and laser adjustment at the same time.



Customize your workstation

The clearly arranged and intelligently designed application software is operated via the TouchControl panel for intuitive operation. Customize the workstation with an individual user profile and retrieve it to save time and increase convenience.



Technical data

ZEISS VISULAS green with SLT

SLT mode on ZEISS VISULAS green

Laser source	Frequency doubled Nd:YVO ₄ (neodymium-doped yttrium vanadate crystal)
Class	4 (IEC 60825-1)
Wavelength	532 nm
Max. laser energy	65 µJ
Applications	400 µm (every ZEISS SLT laser application with a total diameter of 400 µm consists of 52 squared spots)
Pulse duration	200 ns
Aiming beam	650 - 670 nm, rotating, max. 1 mW at cornea, adjustable brightness, class 2
Data output	PDF report to ZEISS FORUM (with ZEISS VISUCONNECT 600) or to USB drive

ZEISS VISULAS green laser console

Cooling system	Thermoelectric
Dimension	H 201 mm × W 230 mm × D 290 mm (H 79 inches × W 91 inches × D 114 inches)
Weight	≤ 8 kg (≤ 17.6 lbs)
Eligible Applications	Single spot photocoagulation Selective laser trabeculoplasty (SLT) Optional: VITE multi-spot photocoagulation

ZEISS LSL green comfort laser slit lamp

Laser beam transmission	Coaxial with light beam
Magnification	5 magnifications in steps: 5x, 8x, 12x, 20x, 32x
Slit width	Continuous: 0.0 to 14.0 mm
Slit height	In steps: 1/3/5/9/14 mm
Slit image rotation	In steps: 0°/±45°/90°
Weight	≤ 12.5 kg (≤ 27.6 lbs)
Optional accessories	SL Imaging Solution (camera and software) SL Workstation (panel PC) Instrument table Applanation tonometer AT 030 Co-observation tube Laser safety goggles Laser warning light ZEISS FORUM license

CE 0297



Carl Zeiss Meditec AG

Goeschwitzer Strasse 51–52

07745 Jena

Germany

www.zeiss.com/visulasgreen

www.zeiss.com/med/contacts

en-OUS_31_011_001911 Printed in Germany. CZ-IV/2022 International edition: Only for sale in selected countries.

The contents of the brochure may differ from the current status of approval of the product, service, or functions offering in your country. Please contact our regional representatives for more information. Subject to changes in design and scope of delivery and due to ongoing technical development. VISULAS, VISUCONNECT and FORUM are either trademarks or registered trademarks of Carl Zeiss Meditec AG or other companies of the ZEISS Group in Germany and / or other countries.

© Carl Zeiss Meditec AG, 2022. All rights reserved.